

Surface Mount Polymer PTC

PMS2018 Series (Standard, 2018 Size)

Features:

- Resettable over-current protection
- Fast time-to-trip

Applications:

- Battery packs
- Portable electronic devices
- Industrial controls
- Multimedia
- Game machines
- Telecom & broadband instruments

Product Identification:

PMS 2018 - 100 - 33

(1) (2) (3) (4)

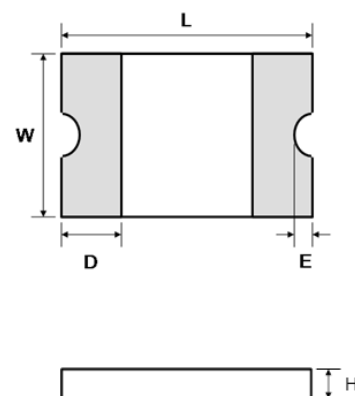
- (1) **Series Code:** Surface Mount Polymer PTC
- (2) **Size Code:** L x W (inch), the first two digits - L (length), the last two digits - W (width)
- (3) **Current Rating Code:** 100 - 1.0A
- (4) **Voltage Rating Code:** 33 - 33V

Agency Approval:

- Pending

Shape and Dimensions:

Part Number	L (mm) Max.	W (mm) Max.	H (mm) Max.	D (mm) Min.
PMS2018-030	5.44	4.93	1.10	0.30
PMS2018-050	5.44	4.93	1.30	0.30
PMS2018-100	5.44	4.93	0.80	0.30
PMS2018-100-33	5.44	4.93	1.30	0.30
PMS2018-150	5.44	4.93	0.80	0.30
PMS2018-200	5.44	4.93	0.80	0.30



Surface Mount Polymer PTC

PMS2018 Series (Standard, 2018 Size)

Ordering Information:

Part Number	Current (A)		V _{Max} (Vdc)	I _{Max} (A)	Max. Time to Trip (sec)		Typical Power (Pd, W)	Resistance Min. (Ω)	One Hours Post Re- flow Resistance R ₁ Max. (Ω) ¹
	Hold (I _H)	Trip (I _T)			Current (A)	Time (sec)			
PMS2018-030	0.30	0.60	60	100	1.5	3.00	0.9	0.500	2.300
PMS2018-050	0.55	1.20	60	100	2.5	3.00	1.0	0.200	1.000
PMS2018-100	1.10	2.20	15	100	8.0	0.40	1.1	0.060	0.360
PMS2018-100-33	1.10	2.20	33	100	8.0	0.40	1.1	0.060	0.360
PMS2018-150	1.50	3.00	15	100	8.0	0.80	1.1	0.050	0.170
PMS2018-200	2.00	4.00	10	100	8.0	2.40	1.1	0.030	0.100

¹ The max resistance of one-hour post reflow is a reference value. The value may change a little according to reflow conditions and soldering state.

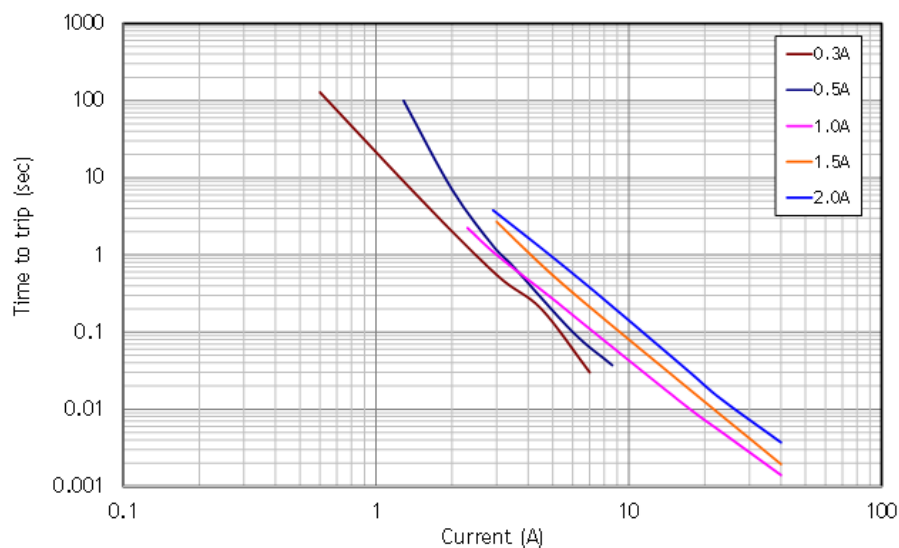
Temperature De-rating:

Part Number	Ambient temperature								
	-40°C	-20°C	0°C	25°C	40°C	50°C	60°C	70°C	85°C
PMS2018-030	0.48	0.42	0.35	0.30	0.24	0.21	0.17	0.15	0.10
PMS2018-050	0.87	0.77	0.67	0.55	0.46	0.41	0.36	0.31	0.23
PMS2018-100	1.71	1.52	1.32	1.10	0.94	0.84	0.74	0.64	0.50
PMS2018-100-33	1.71	1.52	1.32	1.10	0.94	0.84	0.74	0.64	0.50
PMS2018-150	2.38	2.10	1.82	1.50	1.27	1.13	0.99	0.85	0.64
PMS2018-200	2.95	2.65	2.35	2.00	1.74	1.59	1.44	1.29	1.06

Surface Mount Polymer PTC

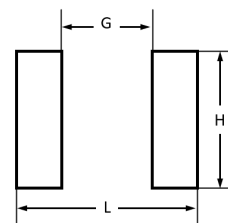
PMS2018 Series (Standard, 2018 Size)

Typical Time to Trip (@ 23°C):



Recommended Land Pattern:

Chip Size	2018	Unit
G	3.15	mm
H	4.90	mm
L	6.35	mm



Packaging and Marking:

Part Number	Part Marking	Tape & Reel Quantity
PMS2018-030	α030	1,500
PMS2018-050	α050	
PMS2018-100	α100	2,500
PMS2018-100-33	α100	1,500
PMS2018-150	α150	2,500
PMS2018-200	α200	

Operating Temperature Range:

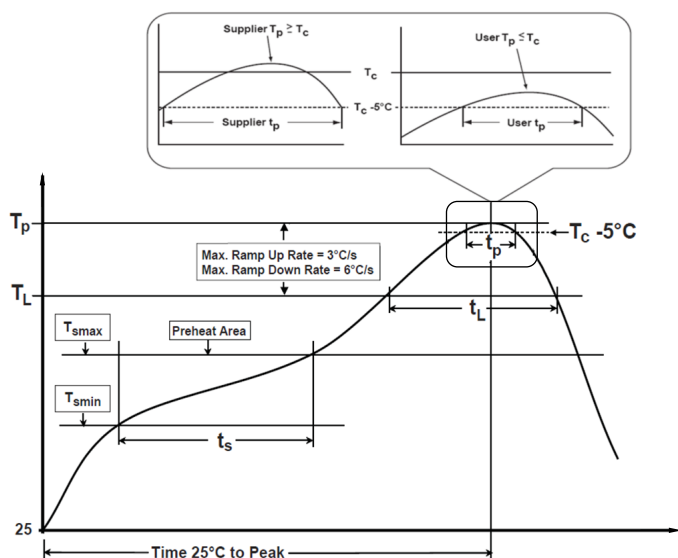
- -40°C ~ +85°C (with de-rating)

Surface Mount Polymer PTC

PMS2018 Series (Standard, 2018 Size)

Recommended Temperature Profile:

* Recommended Temperature Profile for Reflow Soldering



Profile Feature	Pb-Free Assembly
Preheat/Soak Temperature Min (T_{smin}) Temperature Max (T_{smax}) Time (t_s) from (T_{smin} to T_{smax})	150°C 200°C 60~180 seconds
Ramp-up rate (T_L to T_p)	3°C/second max.
Liquidous temperature (T_L) Time (t_L) maintained above T_L	217°C 60~150 seconds
Peak package body temperature (T_p)	260°C
Time (t_p)*within 5°C of the specified classification temperature (T_c)	30 seconds *
Ramp-down rate (T_p to T_L)	6°C/second max.
Time 25°C to peak temperature	8 minutes max.
* Tolerance for peak profile temperature (T_p) is defined as a supplier minimum and a user maximum	

Note:

- PMS2018 series cannot be wave soldered. Please contact AEM for hand soldering recommendations.
- If reflow temperatures exceed the recommended profile, devices may not meet the performance requirements.
- Compatible with Pb and Pb-free solder reflow profiles.
- Excess solder may cause a short circuit, especially during hand soldering.

Caution:

- Operation beyond the rated voltage or current may result in rupture electrical arcing or flame.

WARNING:



- Operation beyond the maximum ratings or improper use may result in device damage and possible electrical arcing and flame.
- The devices are intended for protection against occasional over-current or over-temperature fault conditions and should not be used when repeated fault conditions or prolonged trip events are anticipated.
- Contamination of the PPTC material with certain silicon based oils or some aggressive solvents can adversely impact the performance of the devices.
- Device performance can be impacted negatively if devices are handled in a manner inconsistent with recommended electronic, thermal and mechanical procedures for electronic components.
- Operation in circuit with a large inductance can generate a circuit voltage ($L di/dt$) above the rated voltage of the PPTC device.

Do not use this product in any Automotive Power train or Safety equipment such as ECU, ABS systems, or Battery Pack, Battery Management System, Battery Charger for Electric Vehicles and Plug-in Hybrid Vehicles. Only AEM products clearly described as "for Automotive Use" on its catalog can be used for automobile applications such as Power train and Safety equipment.

Disclaimer

Specifications are subject to change without notice. AEM products are designed for specific applications and should not be used for any purpose (including, without limitation, automotive, aerospace, medical, life-saving applications, or any other application which requires especially high reliability for the prevention of such defect as may directly cause damage to the third party's life, body or property) not expressly set forth in applicable AEM product documentation. It is the customer's responsibility to validate that a particular product with the properties described in the product specification is suitable for use in a particular application. Warranties granted by AEM shall be deemed void for products used for any purpose not expressly set forth in applicable AEM product documentation. AEM shall not be liable for any claims or damages arising out of products used in applications not expressly intended by AEM as set forth in applicable AEM product documentation. The sale and use of AEM products is subject to AEM terms and conditions of sale. Please refer to AEM's website for updated catalog and terms and conditions of sale.



AEM Components (Suzhou) Co., Ltd

**461 Zhongnan Street,
China-Singapore Suzhou Industrial Park
Jiangsu, P. R. China, 215026**

Tel: 86-512-6258-0028

Fax: 86-512-6258-0018

Email: marketing@aemchina.com

AEM Components (USA), Inc.

6670 Cobra Way, San Diego, CA 92121, USA

Tel: 1-858-750-6100

Fax: 1-858-481-1123

Email: sales@aemcomponents.com