

SolidMatrix[®] Automotive Surface Mount Fuses

QF1206F Series

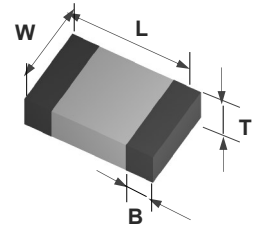


Agency Approval:

Agency	File NO.
UL	E232989

Shape and Dimensions:

Unit	Inch	mm
L	0.126 ± 0.008	3.20 ± 0.20
W	0.063 ± 0.008	1.60 ± 0.20
T	0.033 ± 0.008	0.85 ± 0.20
B	0.020 ± 0.010	0.51 ± 0.25



Clearing Time Characteristics:

% of current rating	Clearing time at 25°C	
	Min.	Max.
100%	4 hours	
250%		5 seconds

Features:

- Multilayer monolithic structure with glass ceramic body and silver fusing element
- Silver termination with nickel and pure-tin solder plating, providing excellent solderability
- Compatible with both wave and reflow soldering processes
- Operating temperature range:
-55°C to +150°C (with de-rating)
- AEC-Q200 Rev.E qualified & ISO IATF16949 certified

Applications:

- Communications & Networks
- Battery Management Systems
- Infotainment Systems
- Under-the-hood Applications

Ordering Information:

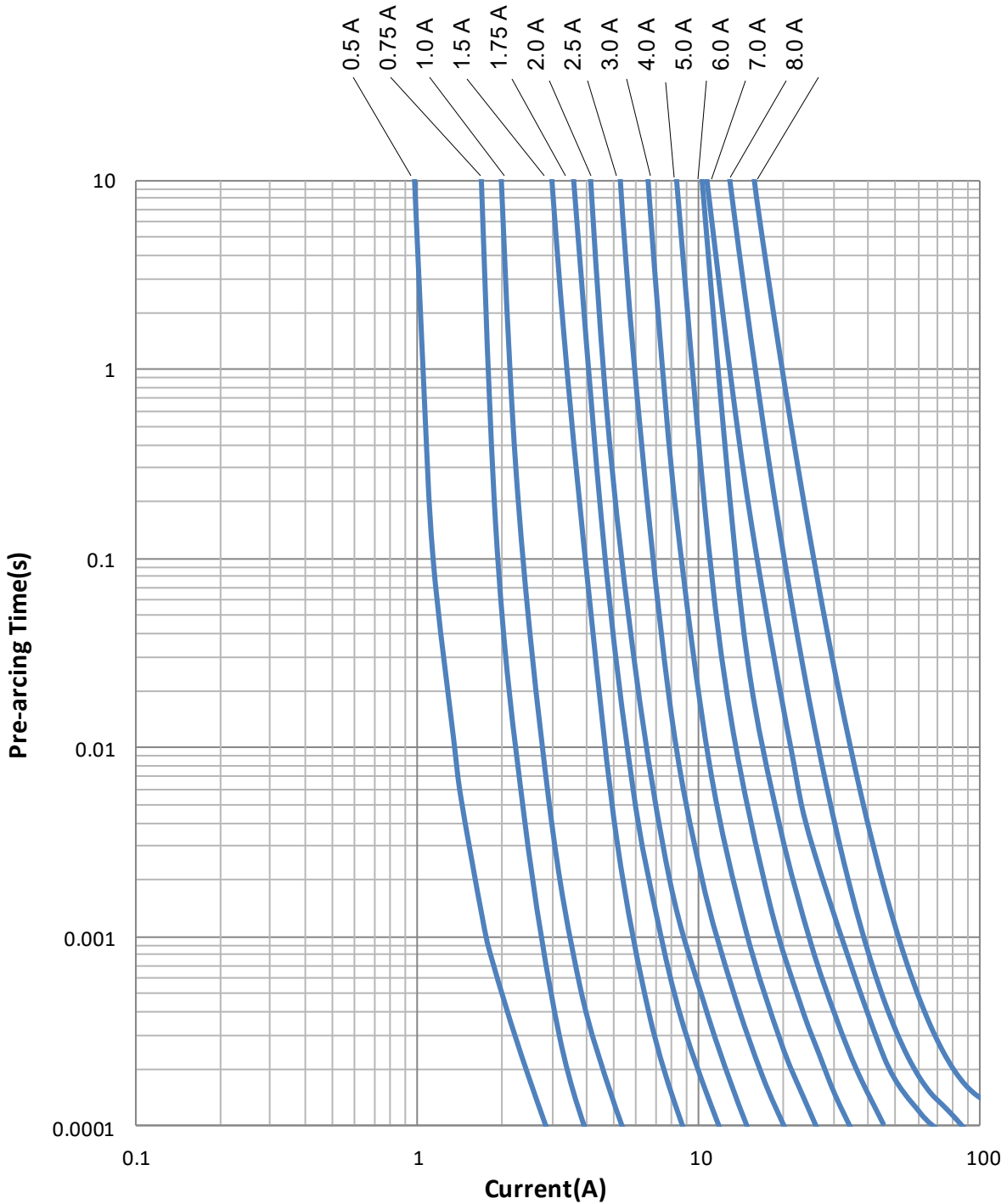
Part Number	Current Rating (A)	Voltage Rating (VDC)	Interrupting Ratings	Nominal Cold DCR (Ω) ¹	Nominal I^2t (A^2s) ²	Marking Code ³
QF1206FA500T	0.5	63	50A @ 63VDC	0.780	0.003	C
QF1206FA750T	0.75			0.530	0.008	D
QF1206F1A00T	1.0			0.250	0.012	E
QF1206F1A50T	1.5			0.110	0.026	G
QF1206F1A75T	1.75			0.098	0.046	H
QF1206F2A00T	2.0			0.054	0.076	I
QF1206F2A50T	2.5	32	50A @ 32VDC	0.040	0.115	J
QF1206F3A00T	3.0		50A @ 32VDC	0.036	0.220	K
QF1206F4A00T	4.0		45A @ 32VDC	0.022	0.360	M
QF1206F5A00T	5.0		45A @ 32VDC	0.015	0.620	N
QF1206F6A00T	6.0		45A @ 32VDC	0.013	0.850	+
QF1206F7A00T	7.0		50A @ 32VDC	0.011	1.030	-
QF1206F8A00T	8.0		50A @ 32VDC	0.008	2.040	=

1. Measured at $\leq 10\%$ rated current and 25°C ambient.
 2. Melting I^2t at 0.001 second pre-arcing time.
 3. Black Marking Character Code.

SolidMatrix[®] Automotive Surface Mount Fuses

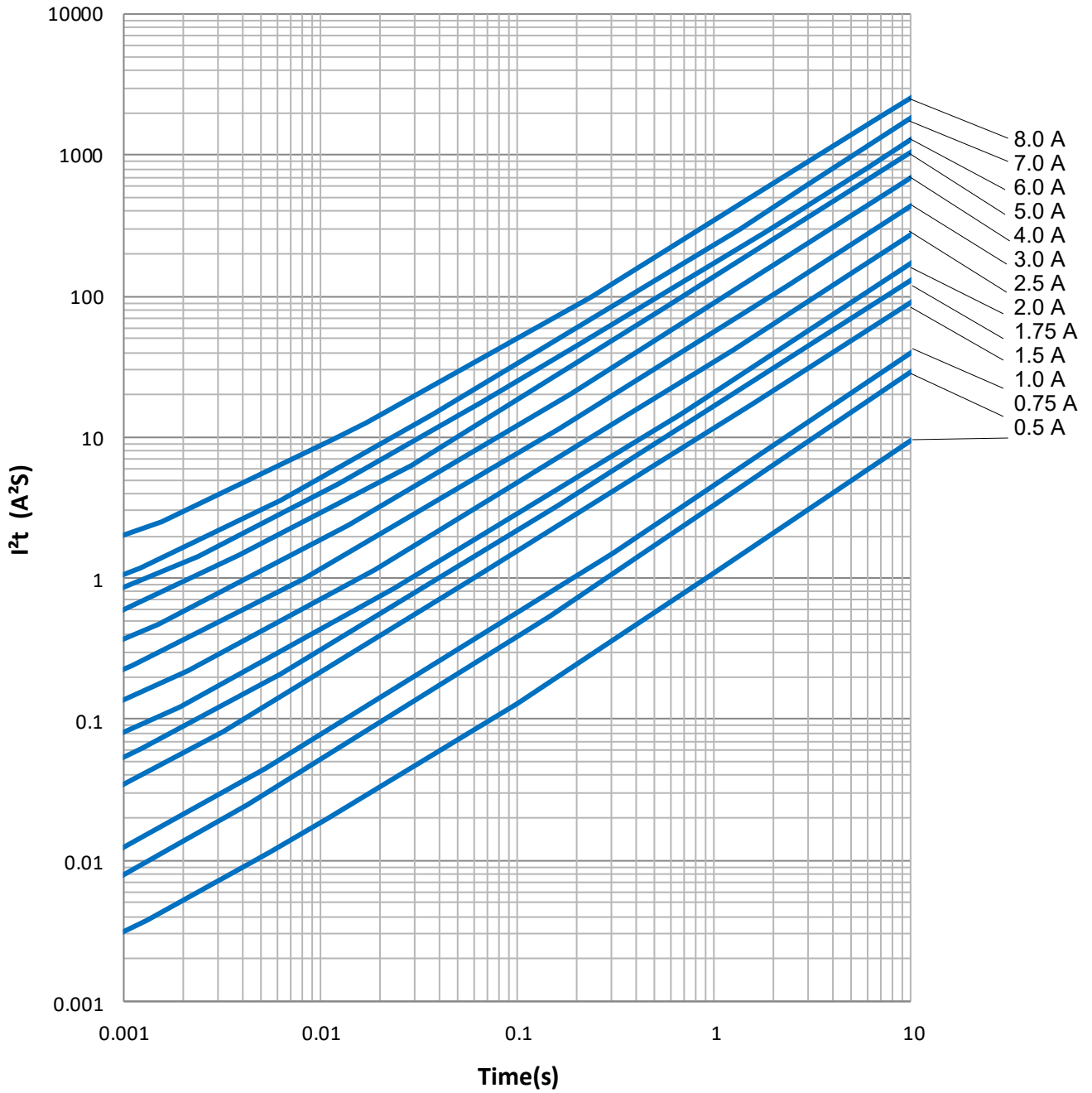
QF1206F Series

Average Pre-arcing Time Curves:



SolidMatrix[®] Automotive Surface Mount Fuses
QF1206F Series

Average I²t vs. t Curves:



Disclaimer

Specifications are subject to change without notice. AEM products are designed for specific applications and should not be used for any purpose (including, without limitation, automotive, aerospace, medical, life-saving applications, or any other application which requires especially high reliability for the prevention of such defect as may directly cause damage to the third party's life, body or property) not expressly set forth in applicable AEM product documentation. It is the customer's responsibility to validate that a particular product with the properties described in the product specification is suitable for use in a particular application. Warranties granted by AEM shall be deemed void for products used for any purpose not expressly set forth in applicable AEM product documentation. AEM shall not be liable for any claims or damages arising out of products used in applications not expressly intended by AEM as set forth in applicable AEM product documentation. The sale and use of AEM products is subject to AEM terms and conditions of sale. Please refer to AEM's website for updated catalog and terms and conditions of sale.



Innovation to power your vision

AEM Components (Suzhou) Co., Ltd

**461 Zhongnan Street,
China-Singapore Suzhou Industrial Park
Jiangsu, P. R. China, 215026**

Tel: 86-512-6258-0028
Fax: 86-512-6258-0018
Email: marketing@aemchina.com

AEM Components (USA), Inc.

6670 Cobra Way, San Diego, CA 92121, USA

Tel: 1-858-750-6100
Fax: 1-858-481-1123
Email: sales@aemcomponents.com

Websites: www.aemeee.com & www.aemcomponents.com & www.aemchina.com