


Controllable Fuse

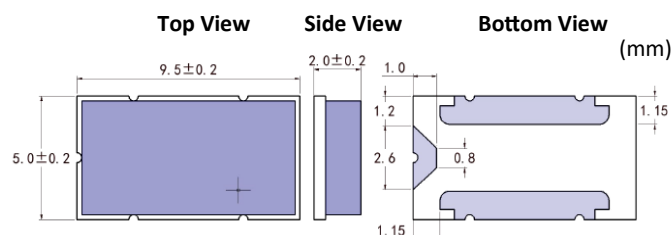
ACFG Series (45A, G Size 9.5 mm * 5.0 mm)



Applications:

- Vacuum cleaner
- Power tools
- E-scooter & E-bike
- UPS & BMS
- PC & NB
- Smartphone
- Tablet
- IT

Shape and Dimensions:



Agency Approval:

- Recognized Under the Components Program of Underwriters Laboratories. Certification #: UL-E232989

Features:

- Fast response
- Multiple protection for overcharging and overcurrent
- Compact design and surface mountable
- Ideal for Li-ion battery (single & multi cell) application
- Three terminals

Packaging:



Chip Size	Parts on 13 inch (330 mm) Reel
9.5 mm * 5.0 mm	2,000

Product Identification:

ACF G 080 045 T

(1) (2) (3) (4) (5)

- (1) **Series Code:** AEM Controllable Fuse
- (2) **Size Code:** G Size 9.5 mm*5.0 mm (length x width)
- (3) **Operation Voltage Code:** 080 - 80V
- (4) **Current Rating Code:** 45 - 45A
- (5) **Package Code:** T - Tape & Reel, B - Bulk

Marking:  G8045;  AEM Logo;

G:Size Code ; 80: Operation Voltage Code; 45: Current Rating Code

Ordering Information:

Part Number	I _{rated} (A) ¹	Cells in Series ²	V _{max} (V DC) ³	I _{break} (A) ⁴	V _{op} (V) ⁵	R _{fuse} (mΩ) ⁶
ACFG012045T	45	3	120	120	9.8~13.5	0.7~1.5
ACFG014045T	45	4	120	120	13.0~18.4	0.7~1.5
ACFG020045T	45	5	120	120	16.7~23.5	0.7~1.5
ACFG030045T	45	6~7	120	120	22.3~31.5	0.7~1.5
ACFG040045T	45	9~10	120	120	33.0~46.9	0.7~1.5
ACFG050045T	45	12~14	120	120	43.7~62	0.7~1.5
ACFG050045T-3P	45	16LFP	120	120	35.0~62.0	0.5~1.5
ACFG060045T	45	17~22 SI 20LFP	120	120	50~74	0.5~1.5
ACFG080045T	45	24LFP	120	120	72~92	0.5~1.5

1. I_{rated}: Current carrying capacity that is measured at 40°C thermal equilibrium condition

2. Cells in series: Number of battery cells connected in series in the circuit for the device to protect

3. V_{max}: The maximum Voltage that can be cut off by fuse

4. I_{break}: The current that the fuse element able to interrupt

5. V_{op}: Range of operation voltage

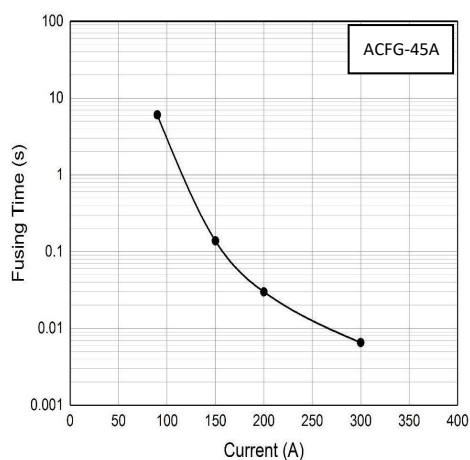
6. R_{fuse}: The resistance of the fuse element

Controllable Fuse

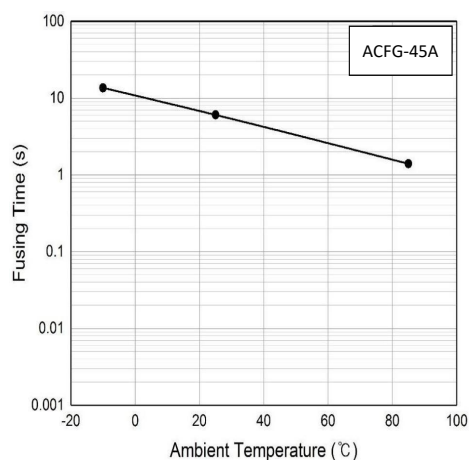
ACFG Series (45A, G Size 9.5mm*5.0mm)

Product Performance Curve:

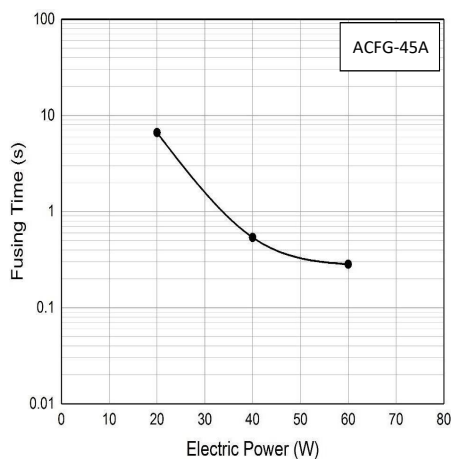
1 Characteristics Diagram (I-t)



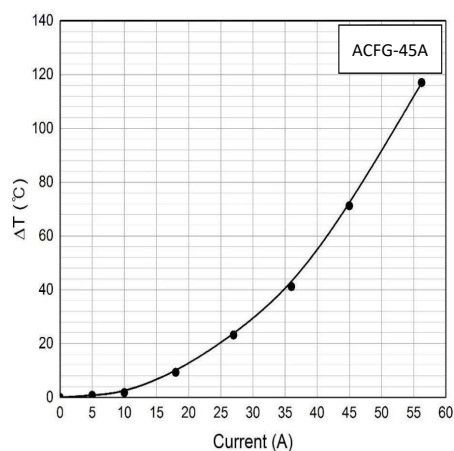
2 Characteristics Diagram (2*I-t)



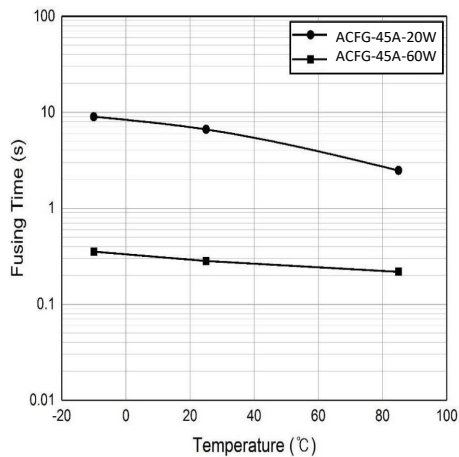
3 Curve Of Heating Element Power And Fusing Time



4 Current And Ambient Temperature



5 Fusing Time Curve Under Different Power / Ambient Temperature



Disclaimer

Specifications are subject to change without notice. AEM products are designed for specific applications and should not be used for any purpose (including, without limitation, automotive, aerospace, medical, life-saving applications, or any other application which requires especially high reliability for the prevention of such defect as may directly cause damage to the third party's life, body or property) not expressly set forth in applicable AEM product documentation. It is the customer's responsibility to validate that a particular product with the properties described in the product specification is suitable for use in a particular application. Warranties granted by AEM shall be deemed void for products used for any purpose not expressly set forth in applicable AEM product documentation. AEM shall not be liable for any claims or damages arising out of products used in applications not expressly intended by AEM as set forth in applicable AEM product documentation. The sale and use of AEM products is subject to AEM terms and conditions of sale. Please refer to AEM's website for updated catalog and terms and conditions of sale.



AEM Components (Suzhou) Co., Ltd

**461 Zhongnan Street,
China-Singapore Suzhou Industrial Park
Jiangsu, P. R. China, 215026**

Tel: 86-512-6258-0028
Fax: 86-512-6258-0018
Email: marketing@aemchina.com

AEM Components (USA), Inc.

6670 Cobra Way, San Diego, CA 92121, USA

Tel: 1-858-750-6100
Fax: 1-858-481-1123
Email: sales@aemcomponents.com